

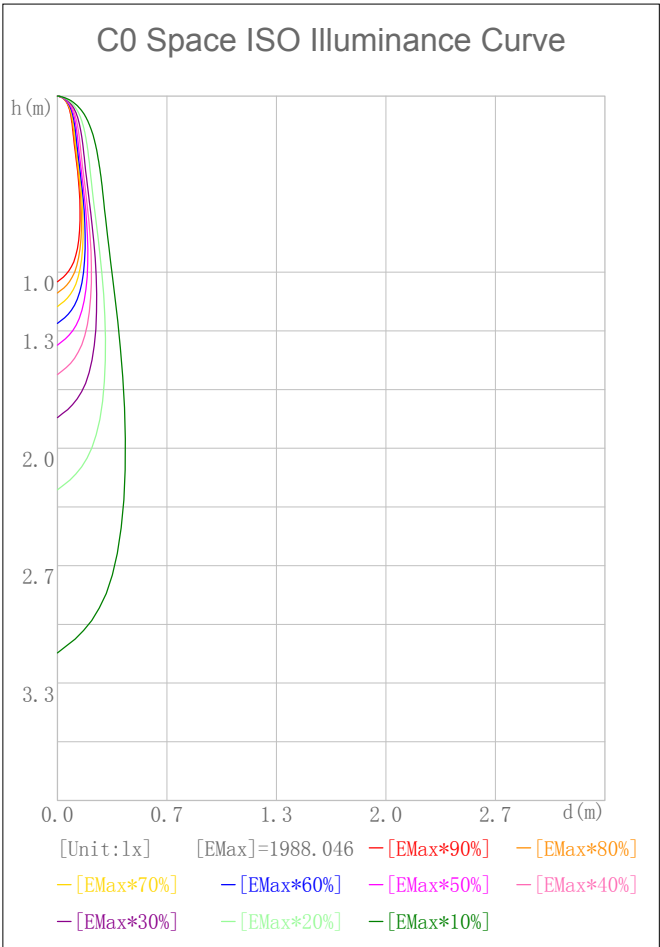
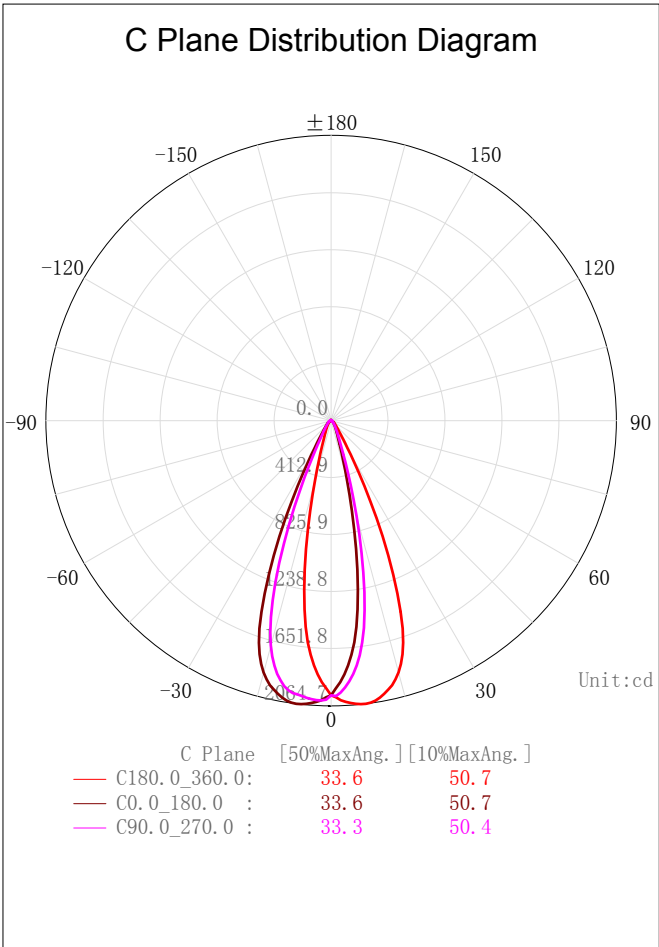
Indoor Luminaire Photometric Data

Description Information

Luminary Name: WL02-09-XX-01 2700K RA90 36D		Lum. Catalog:	Test ID: 01
Lamp Name:		Lamp Catalog: LED	Test Date: 2021/10/22
Manufacture: Shenzhen Norming Lighting Co., Ltd		Shld.Ang(°):	Test Machine:GON-2000
Test Lab: Quality Department		Frequency (Hz):	Lamp CCT (K): Ra:
Lum. Size (W*L*H):0.076m*-0.076m*0.000m		Lum. Area (m2):0.005	Lum. W (kg): 0.000
Test System: C, γ	Test Step: C=90.0 γ=1.0	Temp. (°C): 25	Humidity(%): 50.0

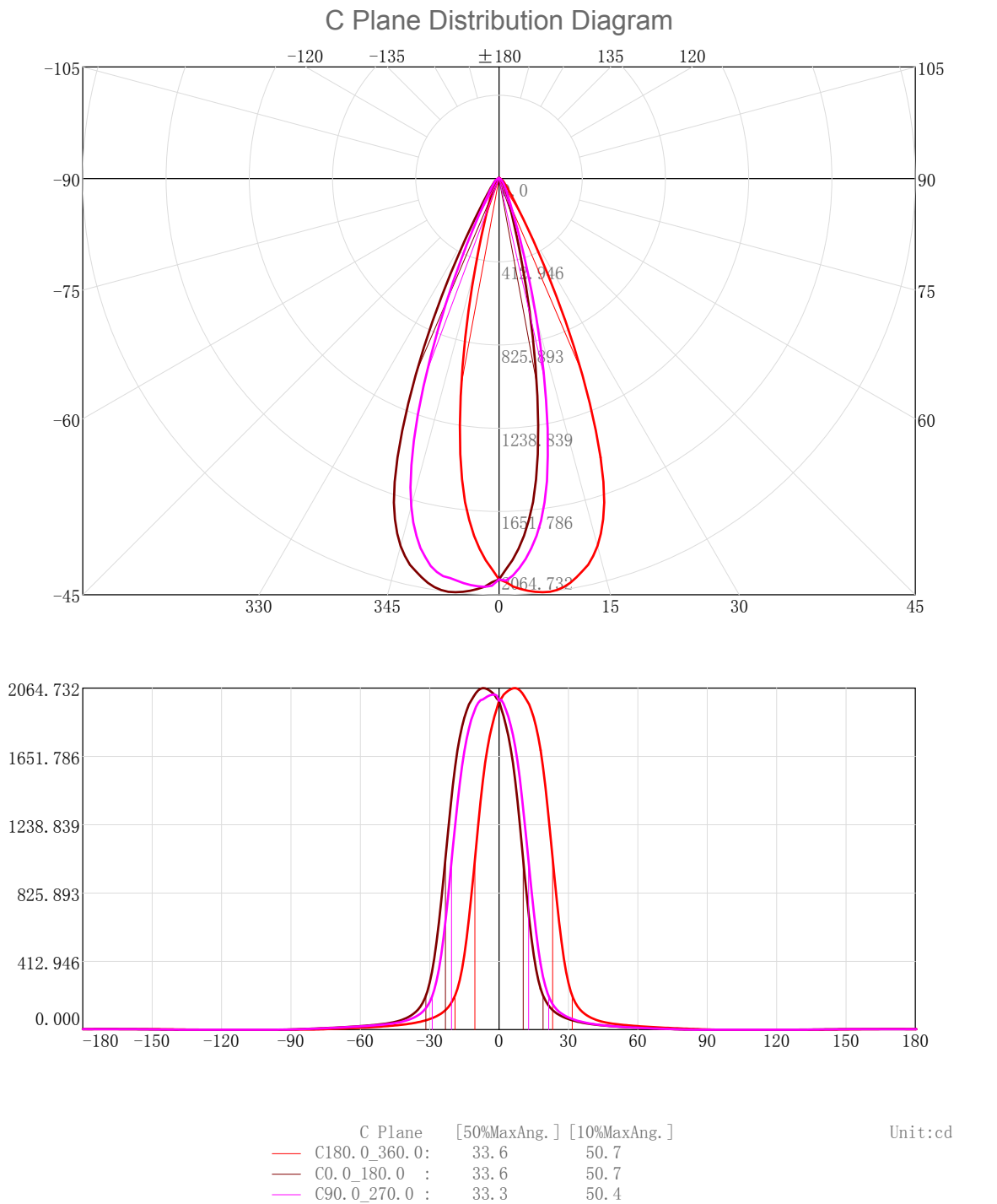
Character Parameter

Lamp Speciality Parameter		Luminaire Speciality Parameter	
Rated Flux(lm): 792.950	Luminary Flux(lm): 792.947	Field Angle(10%Imax): 50.7(°)	
Rated Power(W):	Luminary Efficiency: 100.00%	Down Lumens&Percent: 788.416lm 99.43%	
Rated Voltage(V):	Luminary EER(lm/W): 89.125	Up Lumens&Percent: 4.530lm 0.57%	
Tested Power(W): 8.897	Max. Candela(cd): 2064.732	S/MH: C0_a180=0.581 C90_270=0.571	
Lamps' Inside: 1	Max Cand@Ang. (°): C=180.0 γ=7.0	CIE Type: Semi-Direct	
Tested Electrics (V, A, pf):241.2, 0.041, 0.899	Beam Angle(50%Imax): 33.6(°)	ErP Φ use(90°): 763.125lm	
Lamp Size (W*L*H):0.076m*-0.076m*0.000m	Left=-10.4°, Right=23.2°	IRF(%): 776.713	



2D Plane Light Intensity Distribution Curve

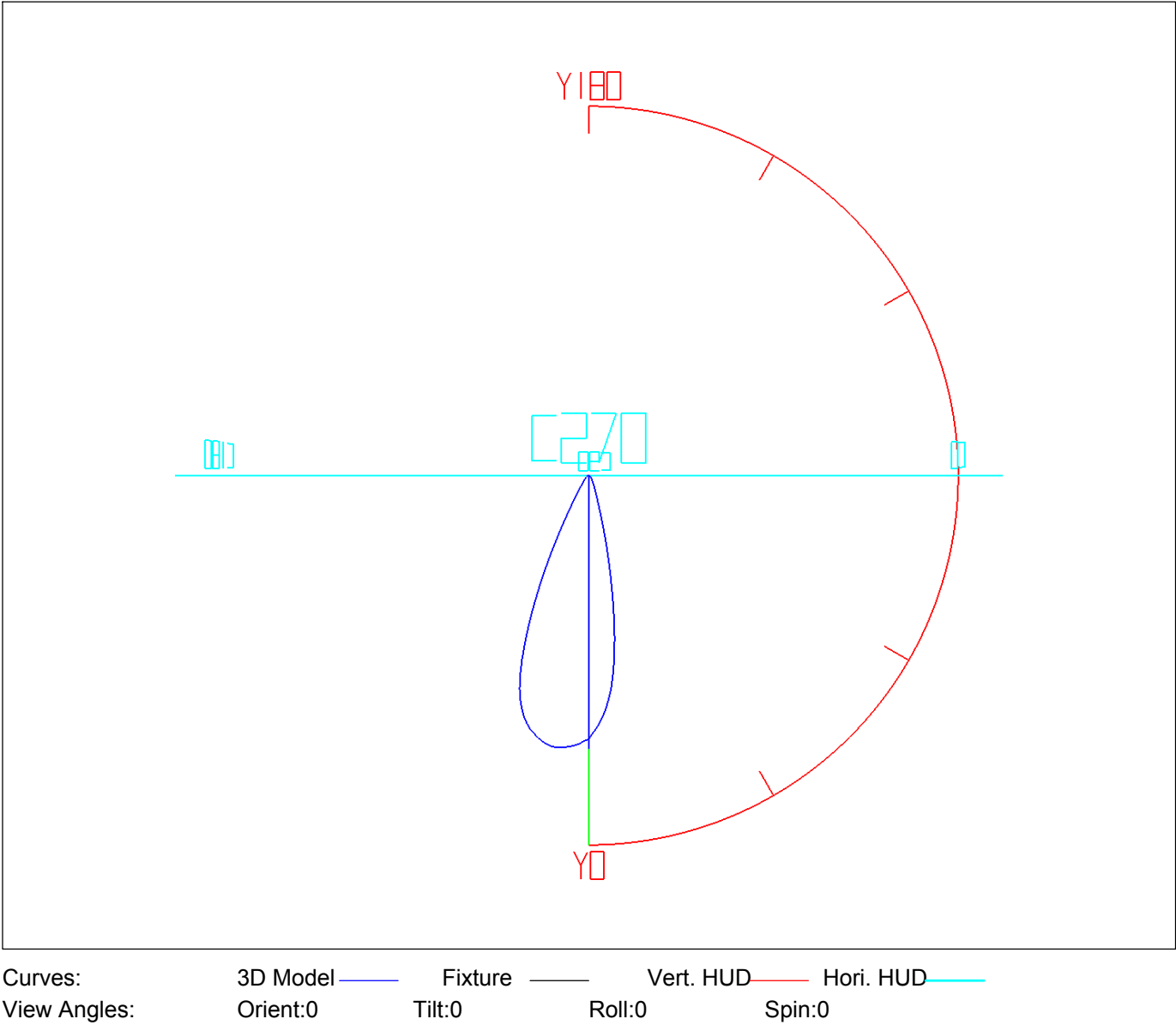
Lum. Name: WL02-09-XX-01 2700K RA90 36D	Lum. Catalog:	Test ID: 01
Lamp Name:	Lamp Catalog: LED	Test Lab: Quality Department
Manufacture: Shenzhen Norming Lighting Co., Ltd	Test Machine:GON-2000	Test Date: 2021/10/22



3D Light Intensity Distribution Modal

Lum. Name: WL02-09-XX-01 2700K RA90 36D	Lum. Catelog:	Test ID: 01
Lamp Name:	Lamp Catelog: LED	Test Lab: Quality Department
Manufacture: Shenzhen Norming Lighting Co., Ltd	Test Machine:GON-2000	Test Date: 2021/10/22

3D Light Intensity Distribution Modal



IES Indoor Report

Photometric Filename:WL02-09-XX-01 2700K RA90 36D.IES

Zonal Flux Tabulation

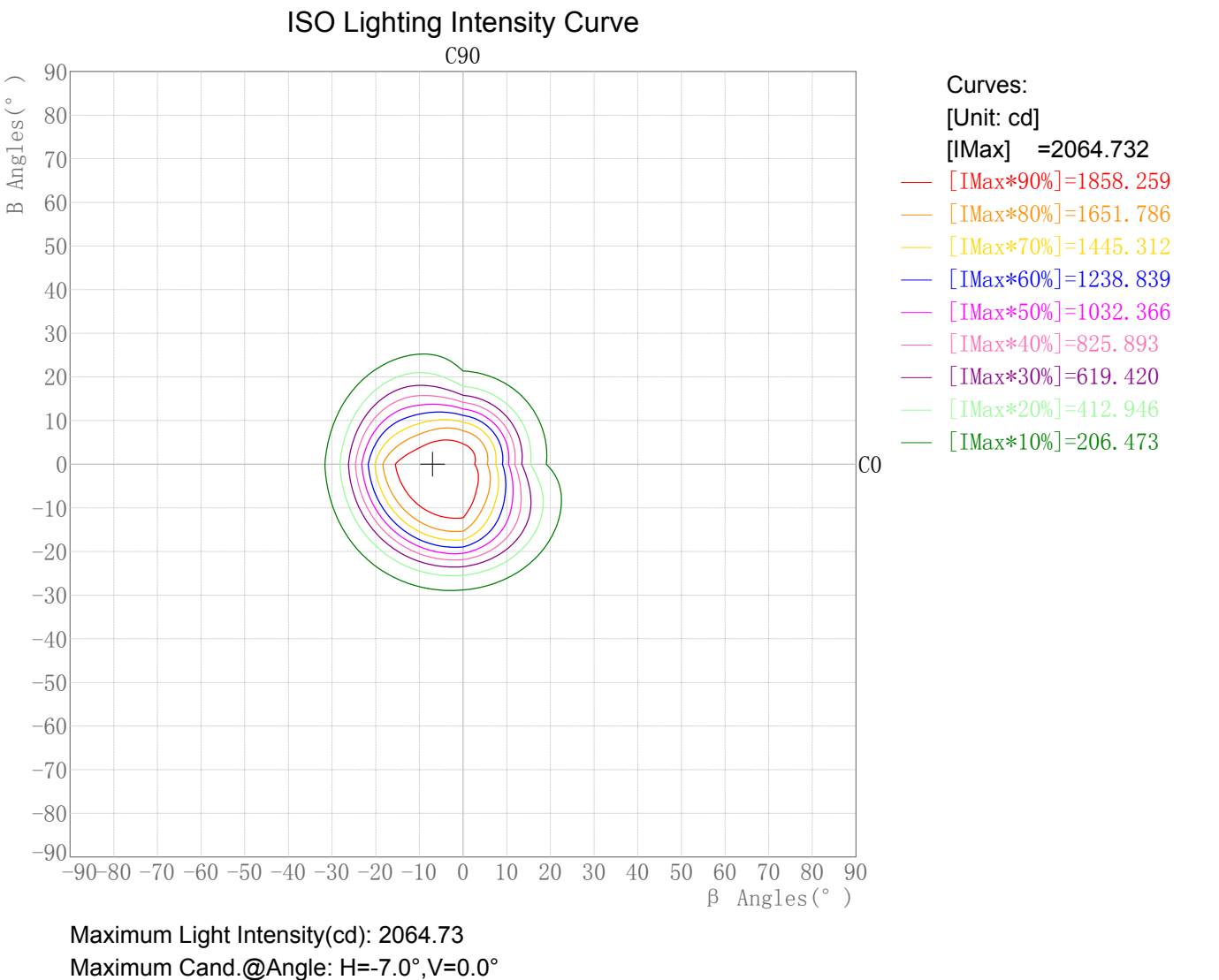
Zone(γ)	Zone Flux (lm)	Sums Flux (lm)	Zone%Lamp	Sums%Lamp	Zone(γ)	Zone Flux (lm)	Sums Flux (lm)	Zone%Lamp	Sums%Lamp
0.0-1.0	1.90	1.90	0.24	0.24	47.0-48.0	2.45	742.91	0.31	93.69
1.0-2.0	5.69	7.60	0.72	0.96	48.0-49.0	2.36	745.27	0.30	93.99
2.0-3.0	9.42	17.01	1.19	2.15	49.0-50.0	2.27	747.54	0.29	94.27
3.0-4.0	13.03	30.04	1.64	3.79	50.0-51.0	2.20	749.74	0.28	94.55
4.0-5.0	16.51	46.55	2.08	5.87	51.0-52.0	2.12	751.86	0.27	94.82
5.0-6.0	19.80	66.35	2.50	8.37	52.0-53.0	2.05	753.92	0.26	95.08
6.0-7.0	22.87	89.22	2.88	11.25	53.0-54.0	1.99	755.91	0.25	95.33
7.0-8.0	25.63	114.85	3.23	14.48	54.0-55.0	1.92	757.83	0.24	95.57
8.0-9.0	28.04	142.89	3.54	18.02	55.0-56.0	1.86	759.68	0.23	95.80
9.0-10.0	30.00	172.90	3.78	21.80	56.0-57.0	1.79	761.48	0.23	96.03
10.0-11.0	31.51	204.40	3.97	25.78	57.0-58.0	1.73	763.20	0.22	96.25
11.0-12.0	32.60	237.00	4.11	29.89	58.0-59.0	1.67	764.87	0.21	96.46
12.0-13.0	33.32	270.32	4.20	34.09	59.0-60.0	1.60	766.47	0.20	96.66
13.0-14.0	33.68	304.00	4.25	38.34	60.0-61.0	1.54	768.01	0.19	96.86
14.0-15.0	33.71	337.70	4.25	42.59	61.0-62.0	1.48	769.49	0.19	97.04
15.0-16.0	33.41	371.11	4.21	46.80	62.0-63.0	1.41	770.90	0.18	97.22
16.0-17.0	32.79	403.90	4.14	50.94	63.0-64.0	1.35	772.25	0.17	97.39
17.0-18.0	31.90	435.80	4.02	54.96	64.0-65.0	1.29	773.54	0.16	97.55
18.0-19.0	30.69	466.49	3.87	58.83	65.0-66.0	1.23	774.77	0.16	97.71
19.0-20.0	29.12	495.61	3.67	62.50	66.0-67.0	1.17	775.94	0.15	97.86
20.0-21.0	27.22	522.83	3.43	65.94	67.0-68.0	1.11	777.06	0.14	98.00
21.0-22.0	25.08	547.91	3.16	69.10	68.0-69.0	1.06	778.11	0.13	98.13
22.0-23.0	22.79	570.70	2.87	71.97	69.0-70.0	1.00	779.11	0.13	98.25
23.0-24.0	20.42	591.12	2.58	74.55	70.0-71.0	0.94	780.05	0.12	98.37
24.0-25.0	18.04	609.16	2.27	76.82	71.0-72.0	0.89	780.94	0.11	98.49
25.0-26.0	15.73	624.89	1.98	78.81	72.0-73.0	0.83	781.77	0.10	98.59
26.0-27.0	13.58	638.47	1.71	80.52	73.0-74.0	0.77	782.54	0.10	98.69
27.0-28.0	11.66	650.13	1.47	81.99	74.0-75.0	0.72	783.26	0.09	98.78
28.0-29.0	10.02	660.15	1.26	83.25	75.0-76.0	0.66	783.93	0.08	98.86
29.0-30.0	8.68	668.82	1.09	84.35	76.0-77.0	0.61	784.53	0.08	98.94
30.0-31.0	7.59	676.41	0.96	85.30	77.0-78.0	0.55	785.09	0.07	99.01
31.0-32.0	6.72	683.13	0.85	86.15	78.0-79.0	0.50	785.59	0.06	99.07
32.0-33.0	6.03	689.15	0.76	86.91	79.0-80.0	0.45	786.04	0.06	99.13
33.0-34.0	5.47	694.62	0.69	87.60	80.0-81.0	0.40	786.44	0.05	99.18
34.0-35.0	5.01	699.63	0.63	88.23	81.0-82.0	0.36	786.80	0.05	99.22
35.0-36.0	4.63	704.26	0.58	88.82	82.0-83.0	0.32	787.12	0.04	99.26
36.0-37.0	4.31	708.57	0.54	89.36	83.0-84.0	0.28	787.39	0.04	99.30
37.0-38.0	4.03	712.61	0.51	89.87	84.0-85.0	0.24	787.64	0.03	99.33
38.0-39.0	3.79	716.39	0.48	90.35	85.0-86.0	0.21	787.85	0.03	99.36
39.0-40.0	3.57	719.97	0.45	90.80	86.0-87.0	0.18	788.03	0.02	99.38
40.0-41.0	3.38	723.34	0.43	91.22	87.0-88.0	0.15	788.18	0.02	99.40
41.0-42.0	3.20	726.55	0.40	91.63	88.0-89.0	0.13	788.31	0.02	99.41
42.0-43.0	3.05	729.59	0.38	92.01	89.0-90.0	0.11	788.42	0.01	99.43
43.0-44.0	2.90	732.50	0.37	92.38	90.0-91.0	0.09	788.50	0.01	99.44
44.0-45.0	2.77	735.27	0.35	92.73	91.0-92.0	0.06	788.57	0.01	99.45
45.0-46.0	2.65	737.92	0.33	93.06	92.0-93.0	0.05	788.61	0.01	99.45
46.0-47.0	2.54	740.46	0.32	93.38	93.0-94.0	0.03	788.65	0.00	99.46

Zonal Flux Tabulation - (Cont.)

Zone(γ)	Zone Flux (lm)	Sums Flux (lm)	Zone%Lamp	Sums%Lamp	Zone(γ)	Zone Flux (lm)	Sums Flux (lm)	Zone%Lamp	Sums%Lamp
94.0-95.0	0.02	788.67	0.00	99.46	141.0-142.0	0.09	789.27	0.01	99.54
95.0-96.0	0.01	788.68	0.00	99.46	142.0-143.0	0.10	789.37	0.01	99.55
96.0-97.0	0.01	788.69	0.00	99.46	143.0-144.0	0.10	789.47	0.01	99.56
97.0-98.0	0.01	788.69	0.00	99.46	144.0-145.0	0.11	789.58	0.01	99.58
98.0-99.0	0.00	788.70	0.00	99.46	145.0-146.0	0.12	789.70	0.01	99.59
99.0-100.0	0.00	788.70	0.00	99.46	146.0-147.0	0.12	789.82	0.02	99.61
100.0-101.0	0.00	788.70	0.00	99.46	147.0-148.0	0.13	789.95	0.02	99.62
101.0-102.0	0.00	788.70	0.00	99.46	148.0-149.0	0.13	790.08	0.02	99.64
102.0-103.0	0.00	788.70	0.00	99.46	149.0-150.0	0.14	790.22	0.02	99.66
103.0-104.0	0.00	788.70	0.00	99.46	150.0-151.0	0.14	790.36	0.02	99.67
104.0-105.0	0.00	788.70	0.00	99.46	151.0-152.0	0.14	790.50	0.02	99.69
105.0-106.0	0.00	788.70	0.00	99.46	152.0-153.0	0.14	790.64	0.02	99.71
106.0-107.0	0.00	788.70	0.00	99.46	153.0-154.0	0.14	790.78	0.02	99.73
107.0-108.0	0.00	788.70	0.00	99.46	154.0-155.0	0.14	790.93	0.02	99.74
108.0-109.0	0.00	788.70	0.00	99.46	155.0-156.0	0.14	791.07	0.02	99.76
109.0-110.0	0.00	788.70	0.00	99.46	156.0-157.0	0.14	791.21	0.02	99.78
110.0-111.0	0.00	788.70	0.00	99.46	157.0-158.0	0.14	791.34	0.02	99.80
111.0-112.0	0.00	788.70	0.00	99.46	158.0-159.0	0.13	791.48	0.02	99.81
112.0-113.0	0.00	788.70	0.00	99.46	159.0-160.0	0.13	791.61	0.02	99.83
113.0-114.0	0.00	788.70	0.00	99.46	160.0-161.0	0.13	791.73	0.02	99.85
114.0-115.0	0.00	788.70	0.00	99.46	161.0-162.0	0.12	791.85	0.02	99.86
115.0-116.0	0.00	788.70	0.00	99.46	162.0-163.0	0.12	791.97	0.01	99.88
116.0-117.0	0.00	788.70	0.00	99.46	163.0-164.0	0.11	792.08	0.01	99.89
117.0-118.0	0.00	788.70	0.00	99.46	164.0-165.0	0.10	792.18	0.01	99.90
118.0-119.0	0.00	788.70	0.00	99.46	165.0-166.0	0.10	792.28	0.01	99.92
119.0-120.0	0.00	788.70	0.00	99.46	166.0-167.0	0.09	792.37	0.01	99.93
120.0-121.0	0.00	788.70	0.00	99.46	167.0-168.0	0.08	792.45	0.01	99.94
121.0-122.0	0.00	788.70	0.00	99.46	168.0-169.0	0.08	792.53	0.01	99.95
122.0-123.0	0.00	788.70	0.00	99.46	169.0-170.0	0.07	792.60	0.01	99.96
123.0-124.0	0.00	788.70	0.00	99.46	170.0-171.0	0.06	792.67	0.01	99.96
124.0-125.0	0.00	788.70	0.00	99.46	171.0-172.0	0.06	792.73	0.01	99.97
125.0-126.0	0.00	788.70	0.00	99.46	172.0-173.0	0.05	792.78	0.01	99.98
126.0-127.0	0.00	788.70	0.00	99.46	173.0-174.0	0.04	792.82	0.01	99.98
127.0-128.0	0.00	788.70	0.00	99.46	174.0-175.0	0.04	792.86	0.00	99.99
128.0-129.0	0.00	788.71	0.00	99.47	175.0-176.0	0.03	792.89	0.00	99.99
129.0-130.0	0.01	788.72	0.00	99.47	176.0-177.0	0.02	792.92	0.00	100.00
130.0-131.0	0.01	788.73	0.00	99.47	177.0-178.0	0.02	792.93	0.00	100.00
131.0-132.0	0.02	788.74	0.00	99.47	178.0-179.0	0.01	792.94	0.00	100.00
132.0-133.0	0.02	788.76	0.00	99.47	179.0-180.0	0.00	792.95	0.00	100.00
133.0-134.0	0.03	788.79	0.00	99.48					
134.0-135.0	0.03	788.82	0.00	99.48					
135.0-136.0	0.04	788.86	0.00	99.48					
136.0-137.0	0.05	788.91	0.01	99.49					
137.0-138.0	0.06	788.96	0.01	99.50					
138.0-139.0	0.06	789.03	0.01	99.51					
139.0-140.0	0.07	789.10	0.01	99.51					
140.0-141.0	0.08	789.18	0.01	99.52					

Rectangle ISO Lighting Intensity Diagram

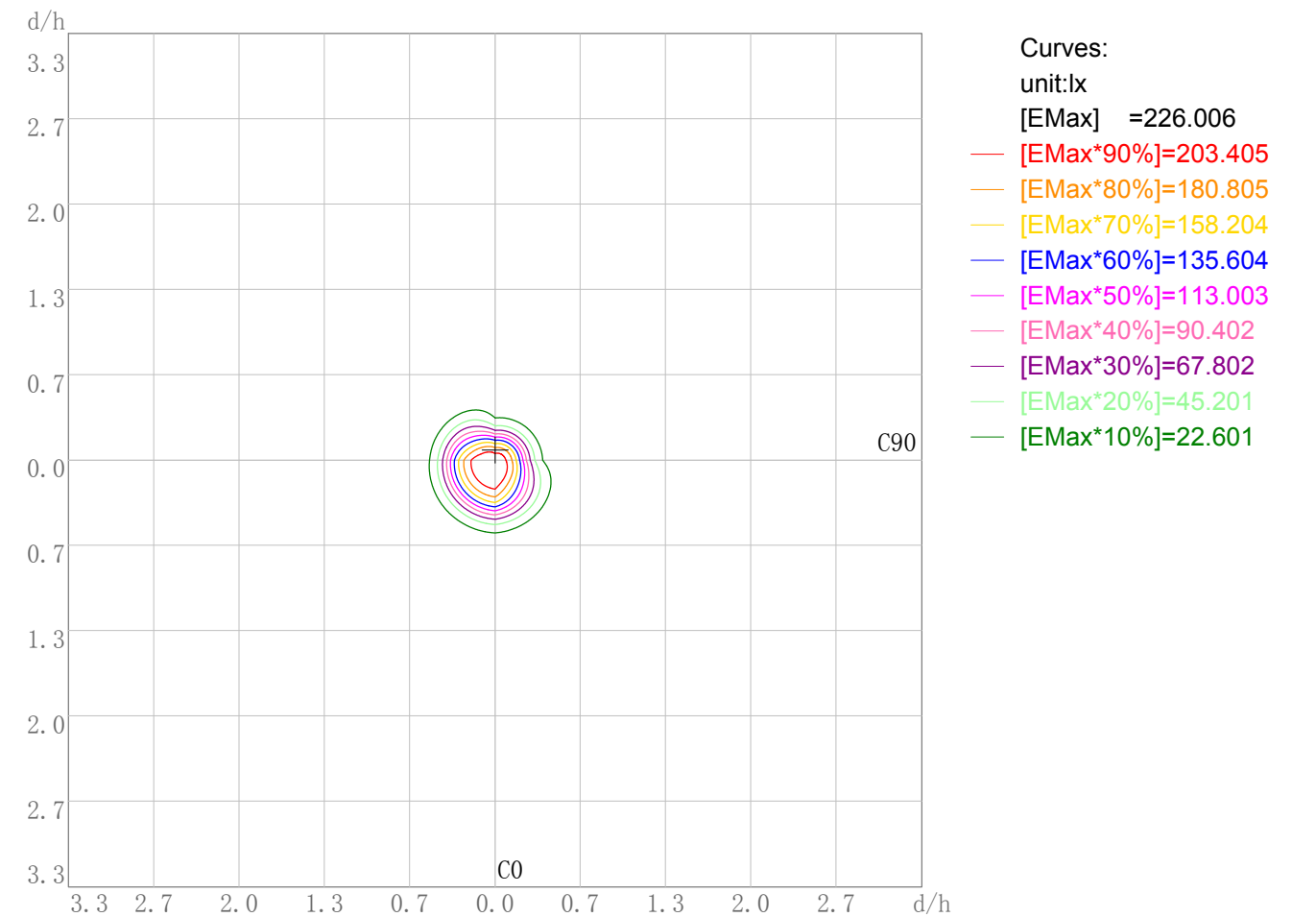
Lum. Name: WL02-09-XX-01 2700K RA90 36D	Lum. Catalog:	Test ID: 01
Lamp Name:	Lamp Catalog: LED	Test Lab: Quality Department
Manufacture: Shenzhen Norming Lighting Co., Ltd	Test Machine:GON-2000	Test Date: 2021/10/22



Plane ISO-Illuminance Diagram

Lum. Name: WL02-09-XX-01 2700K RA90 36D	Lum. Catalog:	Test ID: 01
Lamp Name:	Lamp Catalog: LED	Test Lab: Quality Department
Manufacture: Shenzhen Norming Lighting Co., Ltd	Test Machine:GON-2000	Test Date: 2021/10/22

Plane ISO-Illuminance Curve



Working Plane Luminaire Mounting Height(m): 3.00
Working Plane Maximum Illuminance(lx): 226.01
Working Plane Maximum Illuminance Position(d/h):H0.0 V-0.1

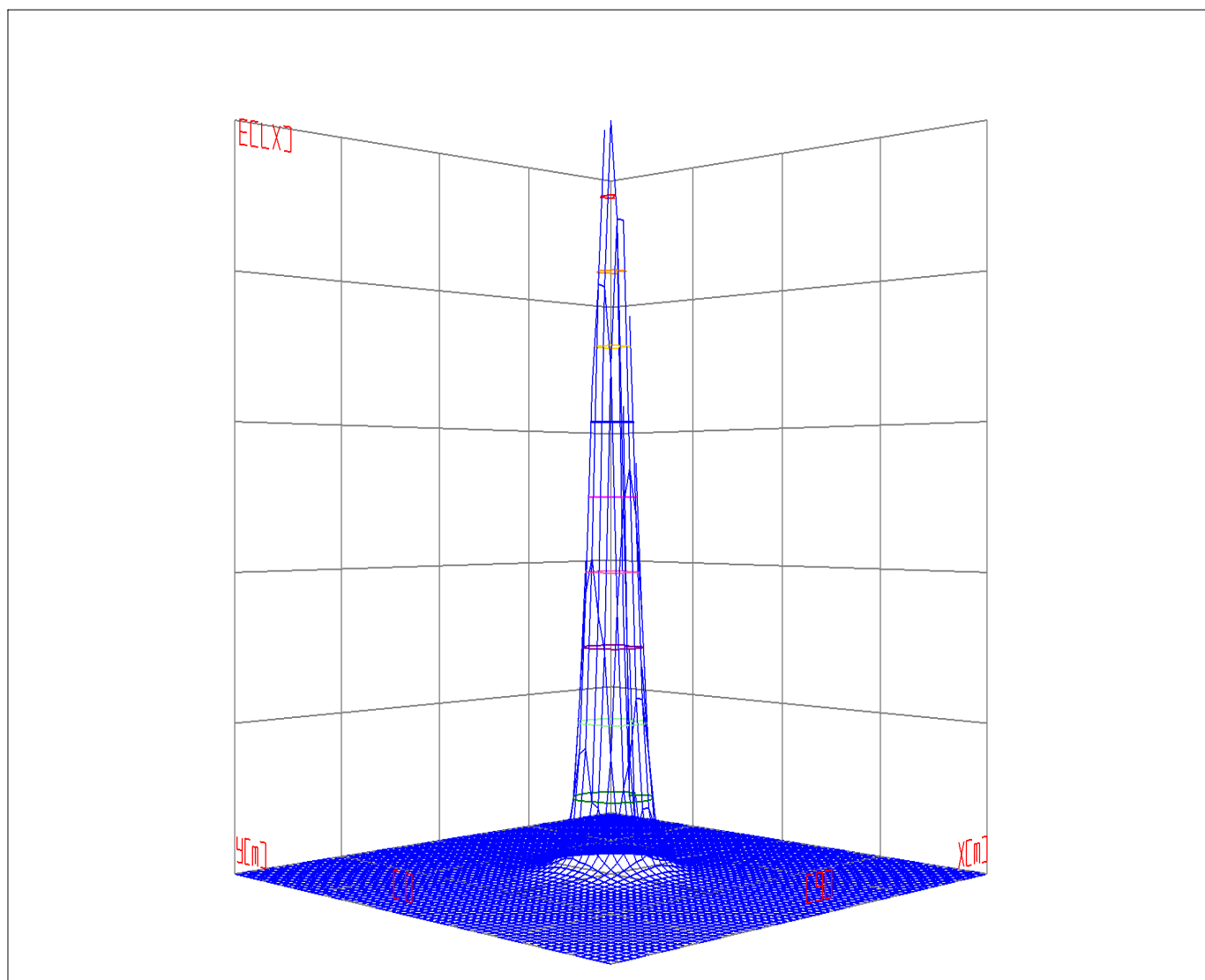
IES Indoor Report

Photometric Filename:WL02-09-XX-01 2700K RA90 36D.IES

3D Plane ISO Illuminance Diagram

Lum. Name: WL02-09-XX-01 2700K RA90 36D	Lum. Catalog:	Test ID: 01
Lamp Name:	Lamp Catalog: LED	Test Lab: Quality Department
Manufacture: Shenzhen Norming Lighting Co., Ltd	Test Machine:GON-2000	Test Date: 2021/10/22

3D Plane Illuminance Modal

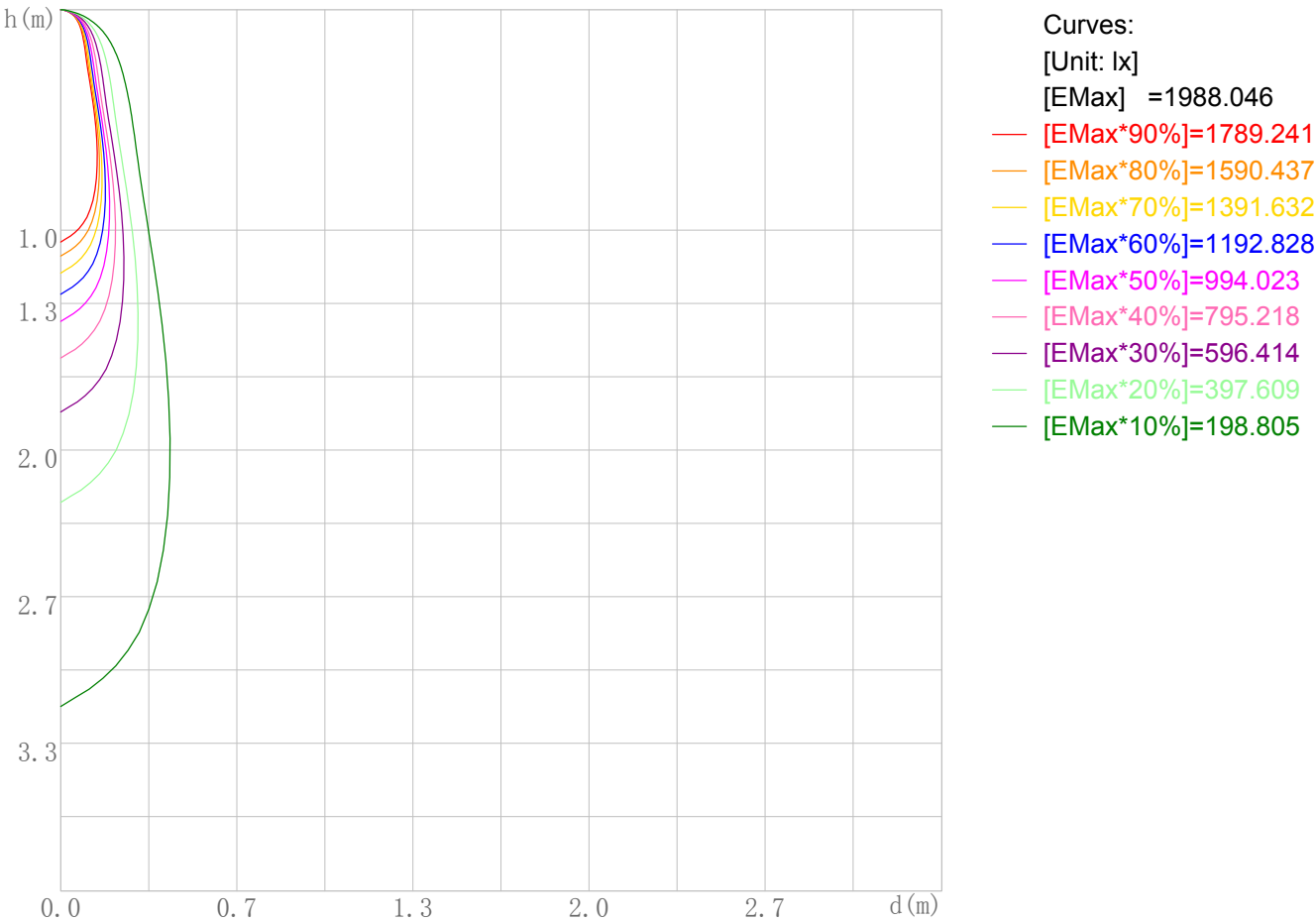


Curves: 3D Model — 90% — 80% — 70% — 60% — 50% — 40% — 30% — 20% — 10% —
View Angles(deg): 0 Height(m): 3.0 Distance(m): 10.0

Space ISO Illuminance Diagram

Lum. Name: WL02-09-XX-01 2700K RA90 36D	Lum. Catalog:	Test ID: 01
Lamp Name:	Lamp Catalog: LED	Test Lab: Quality Department
Manufacture: Shenzhen Norming Lighting Co., Ltd	Test Machine:GON-2000	Test Date: 2021/10/22

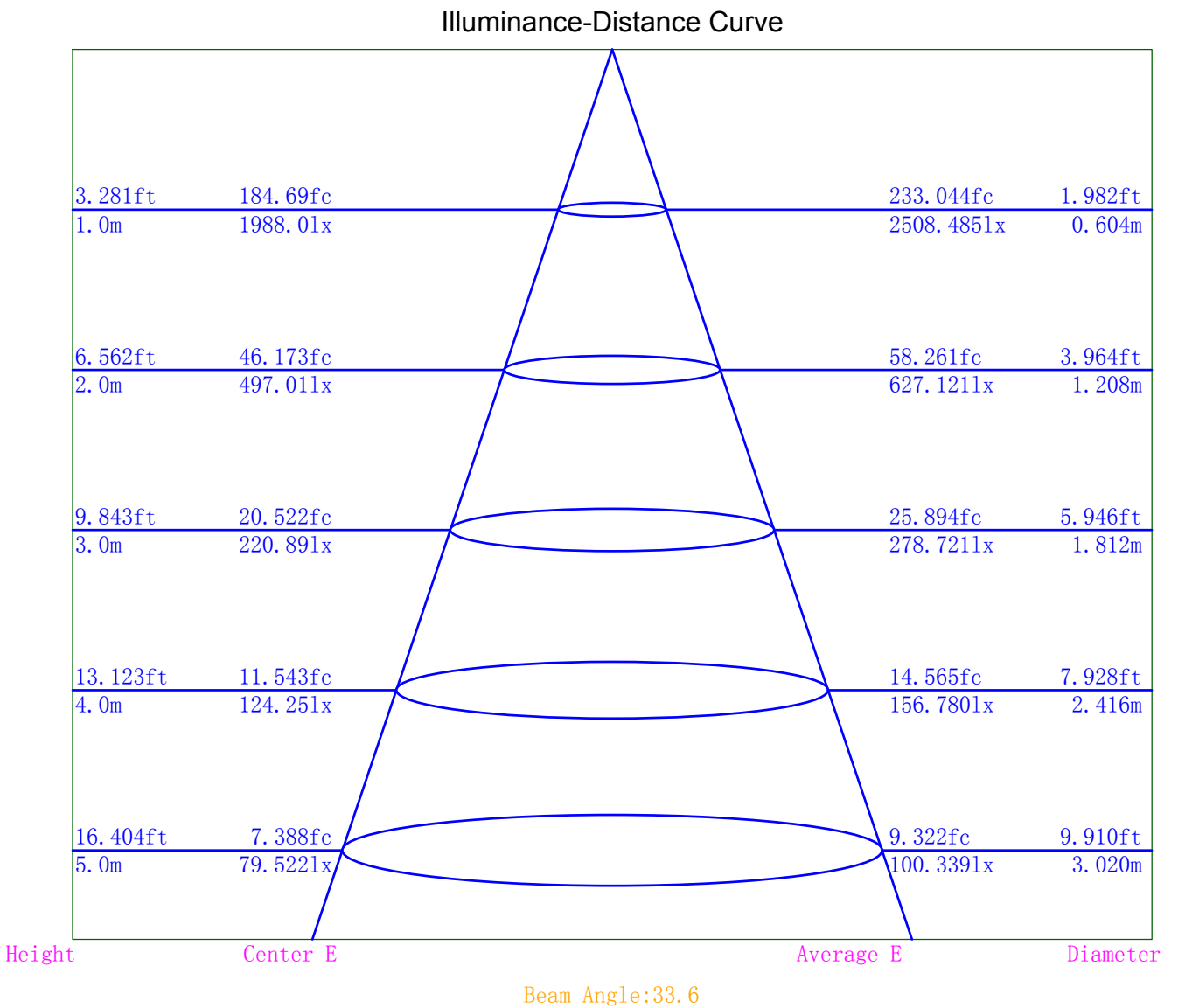
Space ISO Illuminance Curve



Space Plane Maximum Illuminance and @Angle:1988.05lx,0.0deg
Plane Maximum Lighting Intensity and @Angle:1988.046cd,0eg

Illuminance-Distance Diagram

Lum. Name: WL02-09-XX-01 2700K RA90 36D	Lum. Catalog:	Test ID: 01
Lamp Name:	Lamp Catalog: LED	Test Lab: Quality Department
Manufacture: Shenzhen Norming Lighting Co., Ltd	Test Machine:GON-2000	Test Date: 2021/10/22



Indoor Luminance Limiting Curves

Lum. Name: WL02-09-XX-01 2700K RA90 36D	Lum. Catalog:	Test ID: 01
Lamp Name:	Lamp Catalog: LED	Test Lab: Quality Department
Manufacture: Shenzhen Norming Lighting Co., Ltd	Test Machine:GON-2000	Test Date: 2021/10/22

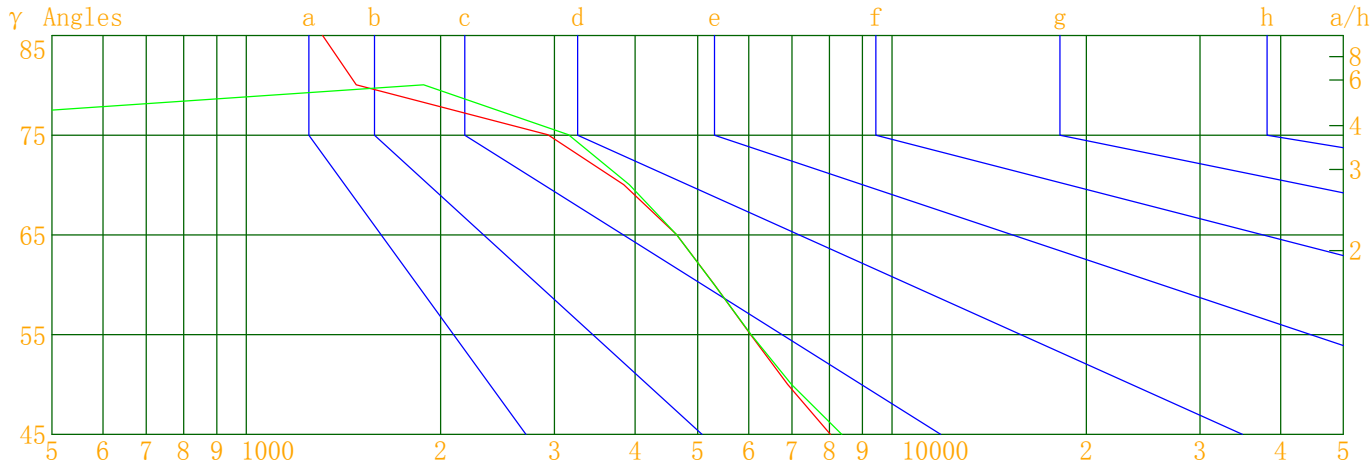
Glare Grade Table

GI	Quality	Using Illuminance							
1.15	A	2000	1000	500	<=300				
1.5	B		2000	1000	500	<=300			
1.85	C			2000	1000	500	<=300		
2.2	D				2000	1000	500	<=300	
2.55	E	a				2000	1000	500	<=300
			b	c	d	e	f	g	h

Luminance Table

Gama(deg)	45	50	55	60	65	70	75	80	85
C0	8028	6893	6039	5309	4640	3843	2931	1480	1313
C90	8358	6987	6047	5304	4638	3919	3156	1883	144

Luminance Limiting Curve



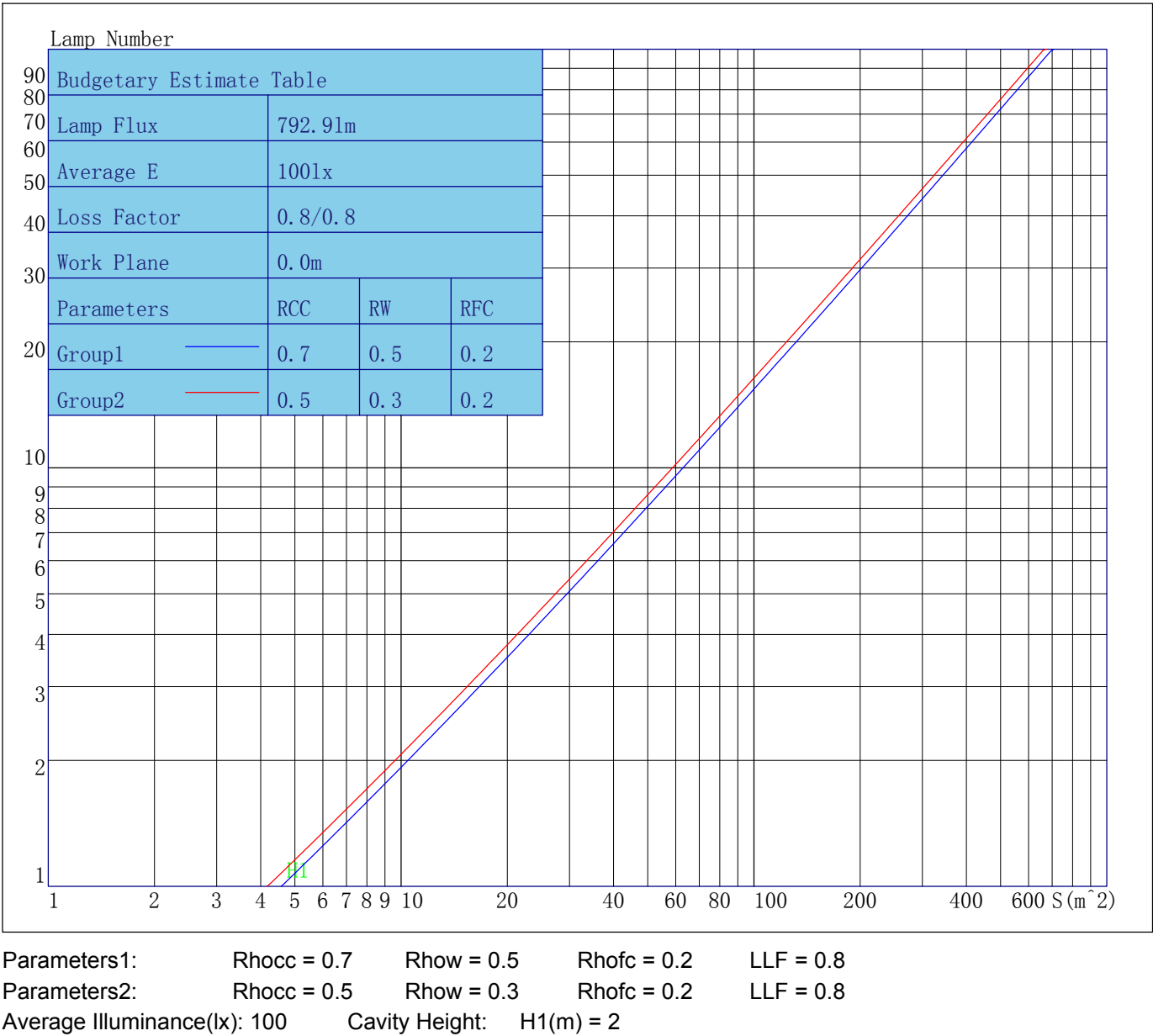
Luminous Size: Length(m)=-0.076 Width(m)=-0.076 Height(m)=0.000 Area(m^2)=0.004536

Luminous Type: Without Luminous Side

Luminous Curves: C0-C180 Color: C90-C270 Color:

Indoor Budgetary Estimate Table

Lum. Name: WL02-09-XX-01 2700K RA90 36D	Lum. Catalog:	Test ID: 01
Lamp Name:	Lamp Catalog: LED	Test Lab: Quality Department
Manufacture: Shenzhen Norming Lighting Co., Ltd	Test Machine:GON-2000	Test Date: 2021/10/22



Indoor Coefficient of Utilization Table

Lum. Name: WL02-09-XX-01 2700K RA90 36D	Lum. Catelog:	Test ID: 01
Lamp Name:	Lamp Catelog: LED	Test Lab: Quality Department
Manufacture: Shenzhen Norming Lighting Co., Ltd	Test Machine:GON-2000	Test Date: 2021/10/22

Coefficients of Utilization - Zonal Cavity Method																		
Coef.	Effective Floor Cavity Reflectance RFC=0.20																	
RhoCC (%)	80				70				50			30			10			0
RhoW (%)	70	50	30	10	70	50	30	10	50	30	10	50	30	10	50	30	10	0
RCR	Coefficient of Utilization(%)																	
0	119	119	119	119	116	116	116	116	111	111	111	106	106	106	102	102	102	99
1	114	111	109	107	111	109	107	105	105	103	102	101	100	98	97	96	96	94
2	109	104	101	97	107	103	99	96	99	97	94	96	94	92	93	92	90	88
3	104	98	94	90	102	97	93	90	94	91	88	92	89	87	90	87	85	84
4	100	93	88	85	98	92	88	84	90	86	83	88	85	82	86	83	81	80
5	96	89	83	80	94	88	83	79	86	82	79	84	81	78	83	80	77	76
6	92	84	79	76	91	84	79	75	82	78	75	81	77	74	80	76	74	72
7	89	81	76	72	88	80	75	72	79	75	71	78	74	71	77	73	71	69
8	86	77	72	69	84	77	72	69	76	71	68	75	71	68	74	70	68	67
9	83	74	69	66	82	74	69	66	73	69	66	72	68	65	71	68	65	64
10	80	72	67	63	79	71	66	63	70	66	63	70	66	63	69	65	63	62

Unified Glare Rating Table

Lum. Name: WL02-09-XX-01 2700K RA90 36D	Lum. Catelog:	Test ID: 01
Lamp Name:	Lamp Catelog: LED	Test Lab: Quality Department
Manufacture: Shenzhen Norming Lighting Co., Ltd	Test Machine:GON-2000	Test Date: 2021/10/22

Unified Glare Rating Table

Ceiling RCC	0.70	0.70	0.50	0.50	0.30	0.70	0.70	0.50	0.50	0.30
Wall RW	0.50	0.30	0.50	0.30	0.30	0.50	0.30	0.50	0.30	0.30
Floor RFC	0.20	0.20	0.20	0.20	0.20	0.20	0.20	0.20	0.20	0.20
Room Size	Vewed crosswise					Vewed endwise				
X=2H Y=2H	12.9	13.8	13.2	14.1	14.5	13.2	14.1	13.6	14.5	14.8
	13.6	14.4	14.0	14.8	15.2	13.9	14.7	14.3	15.1	15.4
	13.8	14.6	14.3	15.0	15.4	14.1	14.9	14.5	15.2	15.6
	13.9	14.5	14.3	14.9	15.3	14.2	14.9	14.6	15.3	15.7
	13.8	14.5	14.3	14.9	15.3	14.2	14.8	14.6	15.2	15.6
	13.8	14.4	14.2	14.8	15.2	14.1	14.7	14.6	15.1	15.5
X=4H Y=2H	13.3	14.1	13.8	14.4	14.9	13.6	14.4	14.1	14.8	15.2
	14.3	14.9	14.7	15.3	15.7	14.5	15.1	15.0	15.6	16.0
	14.6	15.1	15.0	15.5	16.0	14.8	15.4	15.3	15.8	16.3
	14.7	15.1	15.1	15.5	16.0	15.0	15.4	15.5	15.9	16.4
	14.6	15.0	15.1	15.5	16.0	15.0	15.4	15.5	15.8	16.3
	14.6	14.9	15.1	15.4	15.9	14.9	15.2	15.4	15.7	16.2
X=8H Y=4H	14.7	15.1	15.2	15.6	16.1	15.0	15.4	15.5	15.9	16.4
	14.9	15.2	15.4	15.7	16.2	15.3	15.6	15.8	16.1	16.6
	14.9	15.2	15.5	15.7	16.2	15.3	15.5	15.8	16.1	16.6
	14.9	15.1	15.5	15.7	16.2	15.3	15.5	15.8	16.0	16.6
X=12H Y=4H	14.7	15.1	15.2	15.6	16.1	15.0	15.4	15.5	15.9	16.4
	14.9	15.2	15.5	15.7	16.2	15.3	15.6	15.8	16.0	16.6
	15.0	15.2	15.5	15.7	16.3	15.4	15.6	15.9	16.1	16.7
Variations with the objverver position at spacings										
S=1.0H	0.7/-0.8					0.9/-1.1				
S=1.5H	1.5/-2.0					1.4/-1.8				
S=2.0H	1.9/-2.5					1.8/-2.2				
Reduced UGR Table:										
Nordic Standard Table:	BK0					BK0				
Correction Value	1.6					1.6				

o the CIE Pub.117, data has been corrected, refers to the lamp’s lumens 8.2flm.

Candela Tabulation

V/H	C0.0	C90.0	C180.0	C270.0
γ 0.0	1988.05	1988.05	1988.05	1988.05
γ 1.0	1938.66	1993.92	2002.01	2019.67
γ 2.0	1894.05	1969.20	2025.04	2025.71
γ 3.0	1838.83	1933.21	2037.85	2024.80
γ 4.0	1776.02	1891.38	2048.83	2020.72
γ 5.0	1699.78	1840.25	2057.14	2013.84
γ 6.0	1613.07	1781.18	2062.78	2004.88
γ 7.0	1503.49	1709.81	2064.73	1996.21
γ 8.0	1379.99	1621.31	2060.81	1991.01
γ 9.0	1240.72	1518.91	2051.21	1975.40
γ 10.0	1094.72	1393.80	2035.05	1951.25
γ 11.0	946.77	1262.43	2014.28	1913.77
γ 12.0	804.45	1122.40	1989.50	1873.53
γ 13.0	672.53	982.62	1965.62	1819.85
γ 14.0	553.69	845.03	1928.83	1757.89
γ 15.0	451.22	714.81	1886.38	1682.76
γ 16.0	366.69	592.36	1831.93	1593.19
γ 17.0	299.90	485.60	1767.09	1486.21
γ 18.0	247.56	396.07	1689.14	1366.85
γ 19.0	208.00	322.00	1590.80	1235.89
γ 20.0	177.63	263.58	1471.82	1094.80
γ 21.0	154.22	218.61	1339.66	949.57
γ 22.0	135.53	184.53	1202.04	807.47
γ 23.0	120.70	158.09	1059.85	676.54
γ 24.0	108.26	137.69	917.00	557.94
γ 25.0	98.20	121.57	779.23	453.41
γ 26.0	89.47	108.62	649.57	366.11
γ 27.0	81.94	97.87	530.87	295.76
γ 28.0	75.28	88.95	429.74	241.03
γ 29.0	69.48	81.15	347.61	198.63
γ 30.0	64.36	74.51	282.85	166.68
γ 31.0	59.80	68.51	231.24	142.61
γ 32.0	55.65	63.26	192.71	123.96
γ 33.0	51.87	58.50	162.86	109.28
γ 34.0	48.47	54.25	140.03	97.43
γ 35.0	45.39	50.47	121.88	87.64
γ 36.0	42.63	47.07	107.63	79.26
γ 37.0	40.10	43.88	95.97	72.09
γ 38.0	37.83	41.03	86.37	65.93
γ 39.0	35.68	38.42	78.10	60.53
γ 40.0	33.75	36.01	71.15	55.92
γ 41.0	31.92	33.87	65.00	51.84
γ 42.0	30.22	31.88	59.69	48.25
γ 43.0	28.61	30.06	55.04	45.09
γ 44.0	27.18	28.37	50.95	42.32
γ 45.0	25.75	26.81	47.34	39.83
γ 46.0	24.52	25.33	44.06	37.68

Candela Tabulation - (Cont.)

V/H	C0.0	C90.0	C180.0	C270.0
γ 47.0	23.28	23.98	41.31	35.74
γ 48.0	22.16	22.71	38.84	34.03
γ 49.0	21.11	21.52	36.74	32.47
γ 50.0	20.10	20.38	34.78	31.07
γ 51.0	19.17	19.36	33.14	29.74
γ 52.0	18.26	18.36	31.51	28.53
γ 53.0	17.36	17.44	30.11	27.37
γ 54.0	16.51	16.58	28.73	26.24
γ 55.0	15.71	15.73	27.51	25.13
γ 56.0	14.91	14.93	26.29	24.11
γ 57.0	14.19	14.16	25.14	23.08
γ 58.0	13.45	13.42	23.97	22.12
γ 59.0	12.75	12.71	22.91	21.19
γ 60.0	12.04	12.03	21.84	20.26
γ 61.0	11.42	11.37	20.78	19.36
γ 62.0	10.75	10.73	19.76	18.45
γ 63.0	10.11	10.10	18.74	17.62
γ 64.0	9.47	9.49	17.77	16.80
γ 65.0	8.90	8.89	16.85	16.03
γ 66.0	8.29	8.31	16.05	15.28
γ 67.0	7.68	7.74	15.23	14.55
γ 68.0	7.10	7.19	14.54	13.82
γ 69.0	6.52	6.64	13.78	13.14
γ 70.0	5.96	6.08	13.10	12.43
γ 71.0	5.53	5.55	12.37	11.76
γ 72.0	5.11	5.04	11.74	11.11
γ 73.0	4.47	4.56	11.11	10.47
γ 74.0	3.90	4.13	10.48	9.84
γ 75.0	3.44	3.70	9.81	9.23
γ 76.0	2.73	3.24	9.22	8.61
γ 77.0	2.24	2.78	8.61	8.02
γ 78.0	1.84	2.38	8.04	7.40
γ 79.0	1.45	1.87	7.45	6.80
γ 80.0	1.17	1.48	6.89	6.21
γ 81.0	0.94	1.20	6.30	5.63
γ 82.0	0.78	0.88	5.74	5.07
γ 83.0	0.69	0.49	5.21	4.52
γ 84.0	0.60	0.22	4.72	3.96
γ 85.0	0.52	0.06	4.25	3.51
γ 86.0	0.45	0.00	3.71	2.89
γ 87.0	0.39	0.00	3.21	2.33
γ 88.0	0.33	0.00	2.77	2.05
γ 89.0	0.28	0.00	2.34	1.77
γ 90.0	0.24	0.00	1.83	1.46
γ 91.0	0.18	0.00	1.50	1.03
γ 92.0	0.14	0.00	1.13	0.74
γ 93.0	0.09	0.00	0.72	0.60

Candela Tabulation - (Cont.)

V/H	C0.0	C90.0	C180.0	C270.0
γ 94.0	0.05	0.00	0.36	0.50
γ 95.0	0.01	0.00	0.17	0.42
γ 96.0	0.00	0.00	0.00	0.34
γ 97.0	0.00	0.00	0.00	0.27
γ 98.0	0.00	0.00	0.00	0.20
γ 99.0	0.00	0.00	0.00	0.13
γ 100.0	0.00	0.00	0.00	0.07
γ 101.0	0.00	0.00	0.00	0.01
γ 102.0	0.00	0.00	0.00	0.00
γ 103.0	0.00	0.00	0.00	0.00
γ 104.0	0.00	0.00	0.00	0.00
γ 105.0	0.00	0.00	0.00	0.00
γ 106.0	0.00	0.00	0.00	0.00
γ 107.0	0.00	0.00	0.00	0.00
γ 108.0	0.00	0.00	0.00	0.00
γ 109.0	0.00	0.00	0.00	0.00
γ 110.0	0.00	0.00	0.00	0.00
γ 111.0	0.00	0.00	0.00	0.00
γ 112.0	0.00	0.00	0.00	0.00
γ 113.0	0.00	0.00	0.00	0.00
γ 114.0	0.00	0.00	0.00	0.00
γ 115.0	0.00	0.00	0.00	0.00
γ 116.0	0.00	0.00	0.00	0.00
γ 117.0	0.00	0.00	0.00	0.00
γ 118.0	0.00	0.00	0.00	0.00
γ 119.0	0.00	0.00	0.00	0.00
γ 120.0	0.00	0.00	0.00	0.00
γ 121.0	0.00	0.00	0.00	0.00
γ 122.0	0.00	0.00	0.00	0.00
γ 123.0	0.00	0.00	0.00	0.00
γ 124.0	0.00	0.00	0.00	0.00
γ 125.0	0.00	0.00	0.00	0.00
γ 126.0	0.00	0.00	0.00	0.00
γ 127.0	0.03	0.00	0.00	0.00
γ 128.0	0.15	0.00	0.00	0.00
γ 129.0	0.28	0.00	0.00	0.00
γ 130.0	0.41	0.00	0.00	0.00
γ 131.0	0.55	0.05	0.00	0.00
γ 132.0	0.70	0.19	0.00	0.00
γ 133.0	0.86	0.33	0.00	0.00
γ 134.0	1.02	0.49	0.00	0.00
γ 135.0	1.17	0.64	0.00	0.04
γ 136.0	1.31	0.80	0.00	0.15
γ 137.0	1.49	0.95	0.00	0.27
γ 138.0	1.63	1.10	0.11	0.39
γ 139.0	1.80	1.25	0.23	0.51
γ 140.0	1.95	1.41	0.35	0.66

Candela Tabulation - (Cont.)

V/H	C0.0	C90.0	C180.0	C270.0
γ 141.0	2.11	1.56	0.49	0.81
γ 142.0	2.23	1.71	0.63	0.95
γ 143.0	2.39	1.86	0.77	1.11
γ 144.0	2.53	2.01	0.91	1.25
γ 145.0	2.67	2.15	1.07	1.39
γ 146.0	2.79	2.28	1.22	1.54
γ 147.0	2.92	2.41	1.37	1.70
γ 148.0	3.04	2.54	1.53	1.85
γ 149.0	3.14	2.66	1.69	1.99
γ 150.0	3.25	2.79	1.85	2.14
γ 151.0	3.33	2.89	2.00	2.28
γ 152.0	3.41	2.99	2.16	2.41
γ 153.0	3.46	3.10	2.32	2.56
γ 154.0	3.52	3.17	2.48	2.68
γ 155.0	3.55	3.26	2.62	2.82
γ 156.0	3.59	3.30	2.78	2.93
γ 157.0	3.58	3.35	2.91	3.04
γ 158.0	3.60	3.38	3.04	3.15
γ 159.0	3.58	3.41	3.17	3.25
γ 160.0	3.56	3.42	3.28	3.34
γ 161.0	3.53	3.43	3.39	3.41
γ 162.0	3.51	3.42	3.48	3.48
γ 163.0	3.49	3.42	3.57	3.54
γ 164.0	3.47	3.42	3.63	3.58
γ 165.0	3.45	3.42	3.70	3.61
γ 166.0	3.44	3.41	3.72	3.65
γ 167.0	3.44	3.41	3.77	3.65
γ 168.0	3.45	3.40	3.78	3.66
γ 169.0	3.46	3.42	3.79	3.66
γ 170.0	3.47	3.43	3.78	3.66
γ 171.0	3.49	3.46	3.78	3.65
γ 172.0	3.52	3.47	3.73	3.63
γ 173.0	3.54	3.52	3.72	3.63
γ 174.0	3.56	3.54	3.69	3.62
γ 175.0	3.57	3.57	3.67	3.61
γ 176.0	3.60	3.59	3.65	3.62
γ 177.0	3.62	3.62	3.65	3.63
γ 178.0	3.64	3.63	3.65	3.65
γ 179.0	3.63	3.62	3.64	3.67
γ 180.0	3.64	3.64	3.64	3.64